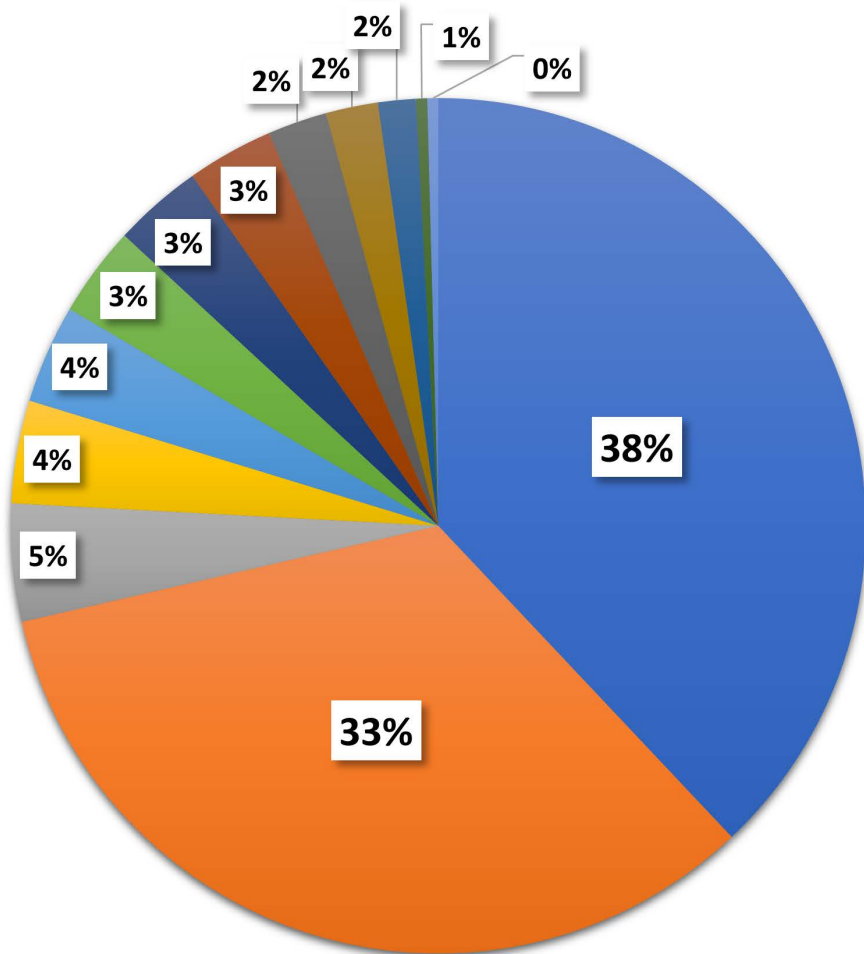
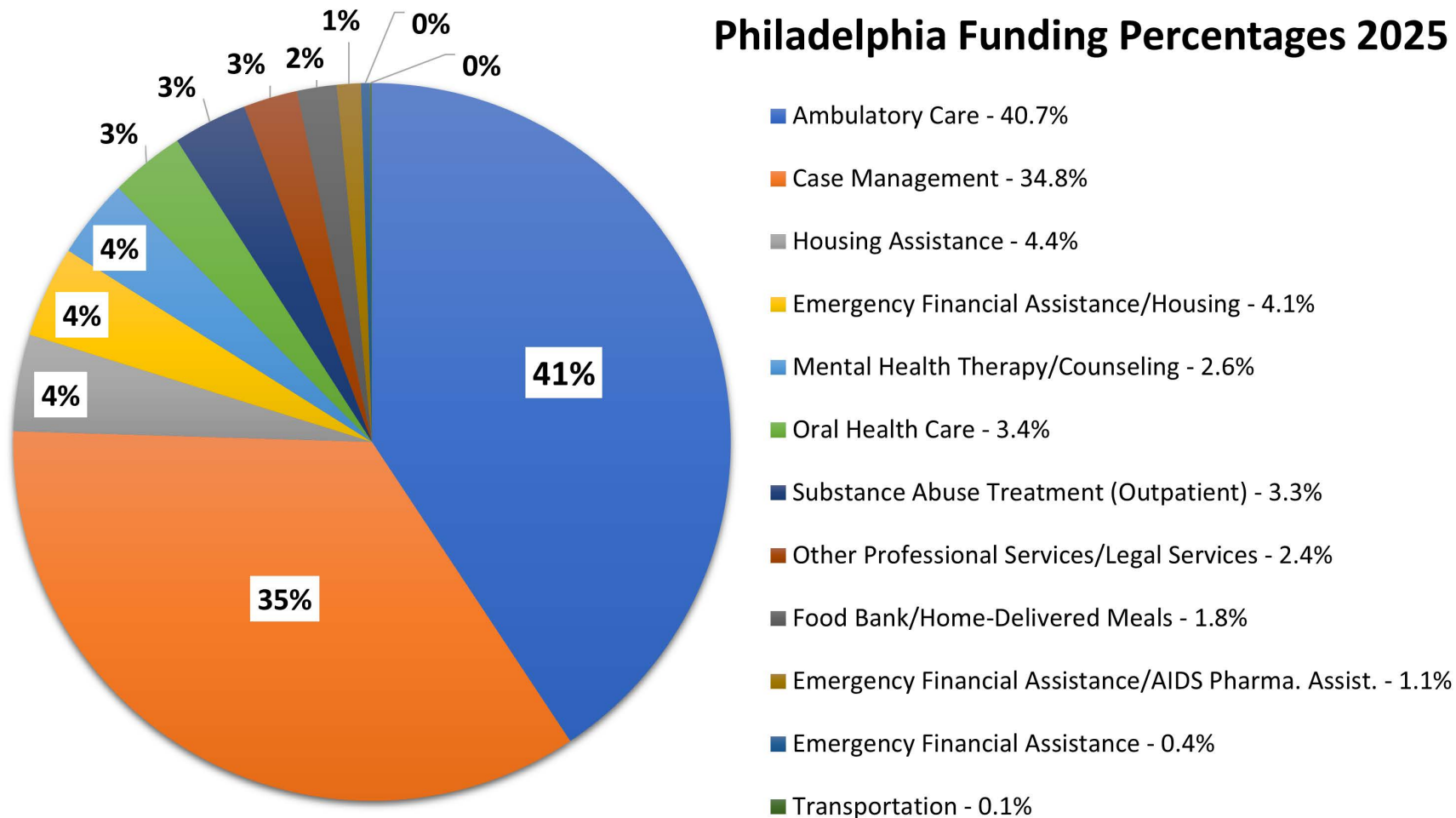


# EMA Funding Percentages 2025

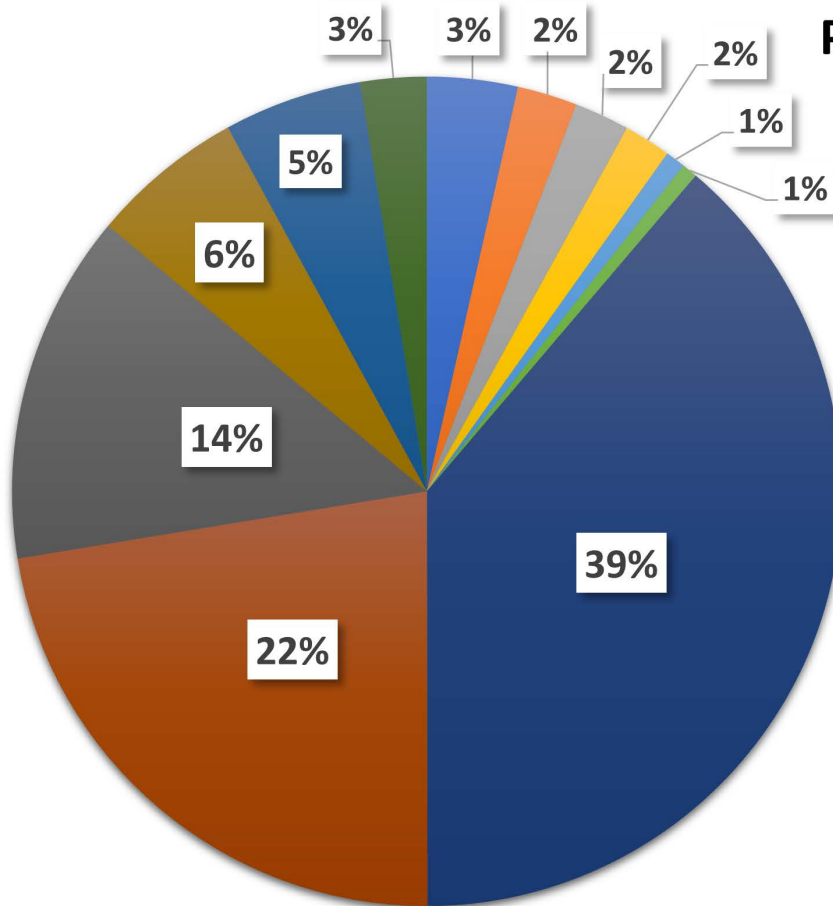


- Ambulatory Care - 38.0%
- Case Management - 33.4%
- Oral Health Care - 4.5%
- Mental Health Therapy/Counseling - 3.9%
- Transportation - 3.7%
- Substance Abuse Treatment (Outpatient) - 3.4%
- Emergency Financial Assistance/Housing - 3.4%
- Housing Assistance - 3.3%
- Other Professional Services/Legal Services - 2.2%
- Food Bank/Home-Delivered Meals - 2%
- Emergency Financial Assistance/AIDS Pharma. Assist. - 1.4%
- Nutritional Services - 0.4%
- Emergency Financial Assistance - 0.4%

## Philadelphia Funding Percentages 2025

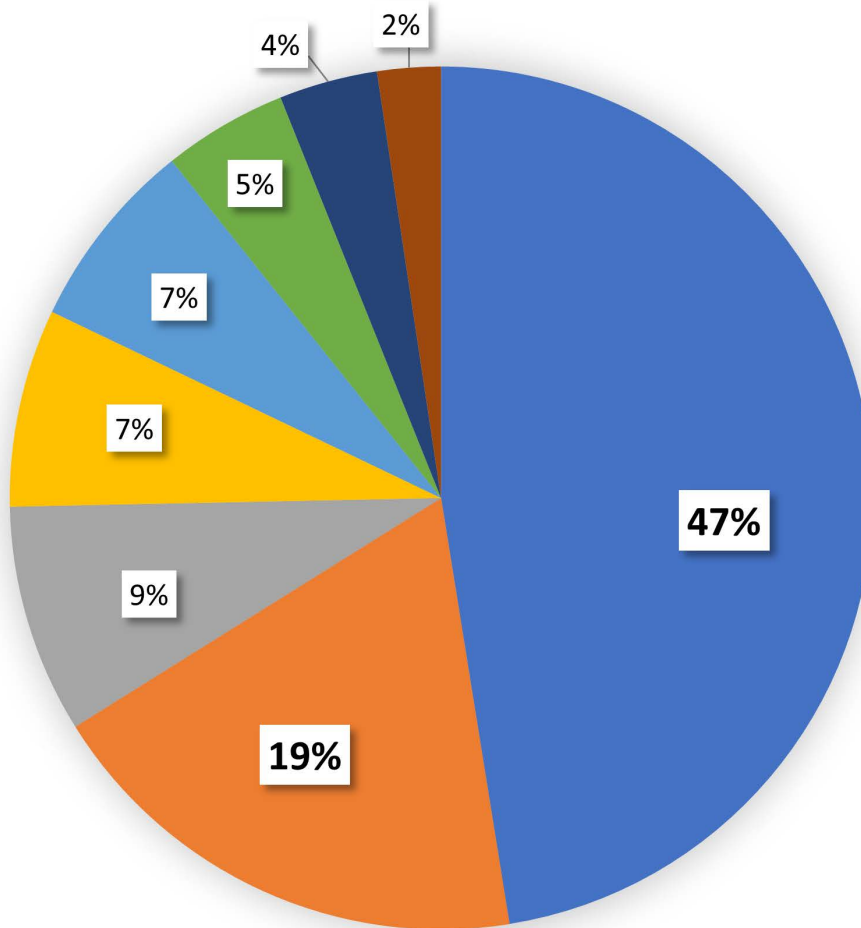


# Pennsylvania Funding Percentages 2025



- Emergency Financial Assistance/AIDS Pharma. Assist. - 3.5%
- Food Bank/Home-Delivered Meals - 2.3%
- Nutritional Services - 2.1%
- Housing Assistance - 1.8%
- Emergency Financial Assistance - 0.8%
- Other Professional Services/Legal Services - 0.6%
- Case Management - 38.8%
- Ambulatory Care - 22.4%
- Transportation - 13.7%
- Substance Abuse Treatment (Outpatient) - 6.0%
- Oral Health Care - 5.4%
- Mental Health Therapy/Counseling - 2.6%

## New Jersey Funding Percentages 2025



- Ambulatory Care - 47.5%
- Case Management - 18.7%
- Oral Health Care - 8.6%
- Mental Health Therapy/Counseling - 7.4%
- Transportation - 7.1%
- Emergency Financial Assistance/Housing - 4.7%
- Other Professional Services/Legal Services - 3.7%
- Food Bank/Home-Delivered Meals - 2.4%