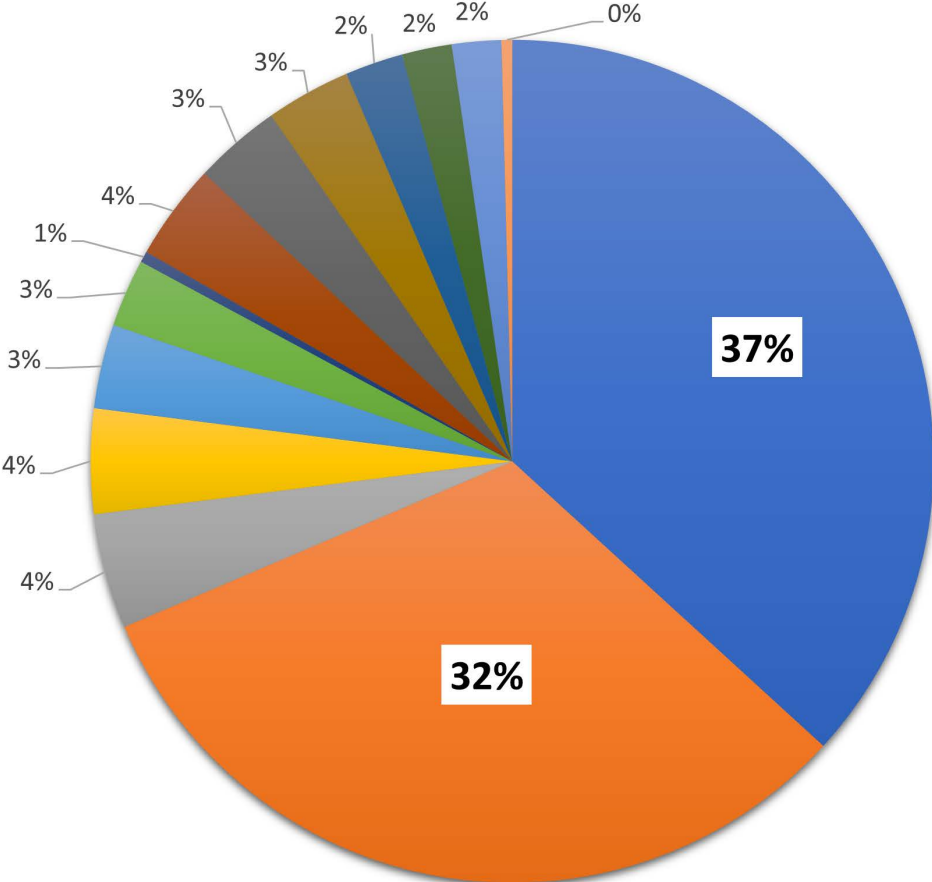
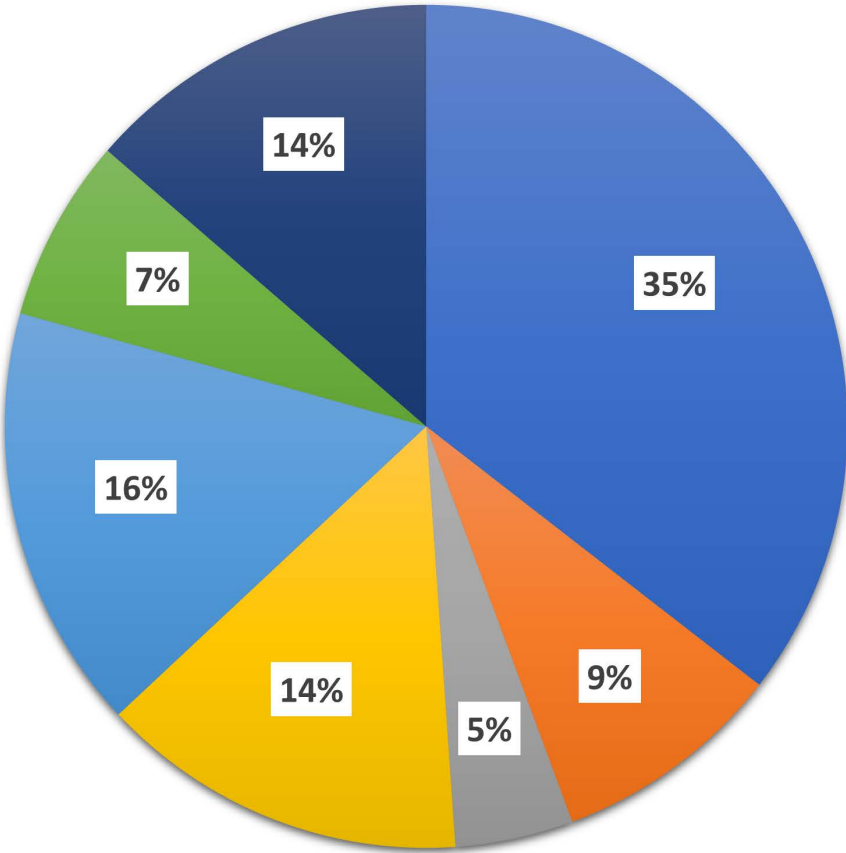


# EMA Funding Percentages 2024



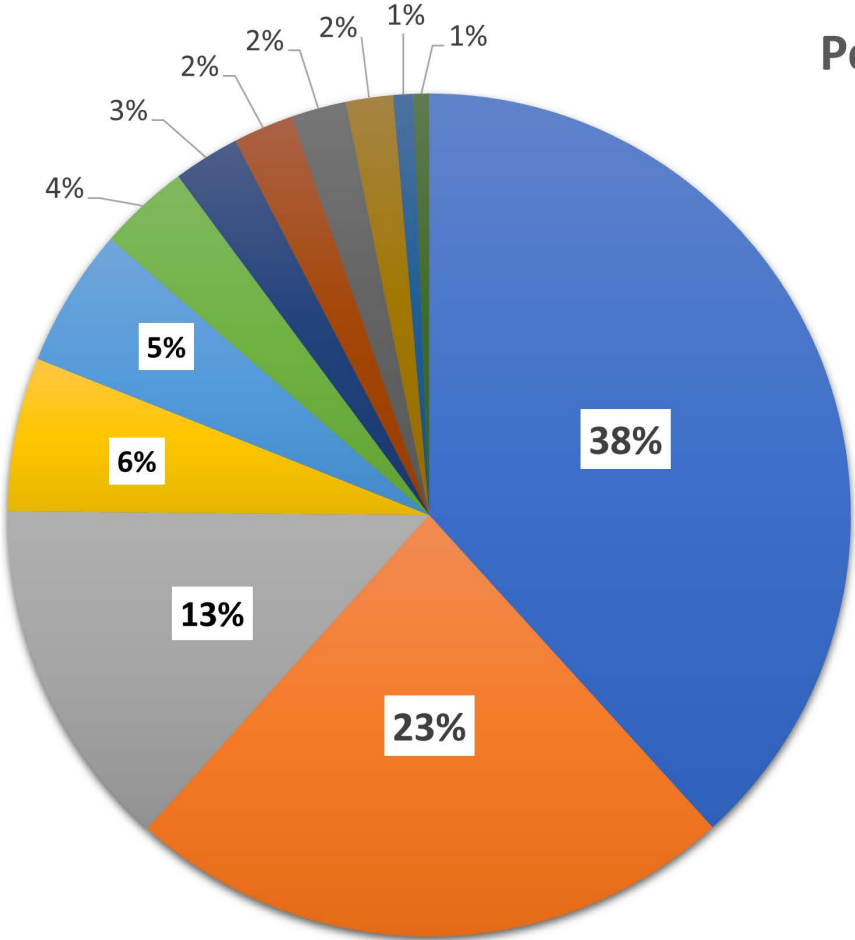
- Ambulatory Care - 36.8%
- Case Management - 31.8%
- Oral Health Care - 4.4%
- Substance Abuse Treatment (Outpatient) - 4%
- Mental Health Therapy/Counseling - 3.2%
- Drug Reimbursement Program - 2.6%
- Nutritional Services - 0.4%
- Transportation - 3.7%
- Emergency Financial Assistance/Housing - 3.3%
- Housing Assistance - 3.3%
- Other Professional Services/Legal Services - 2.2%
- Emergency Financial Assistance/AIDS Pharma. Assist. - 1.9%
- Food Bank/Home-Delivered Meals - 1.9%
- Emergency Financial Assistance - 0.4%

# New Jersey Funding Percentages 2024



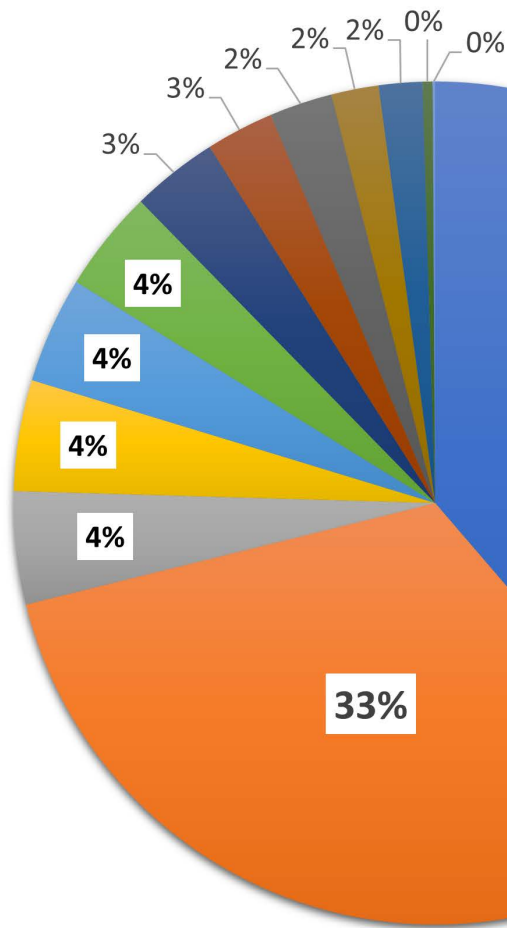
- Case Management - 18.7%
- Emergency Financial Assistance/Housing - 4.7%
- Food Bank/Home-Delivered Meals - 2.4%
- Mental Health Therapy/Counseling - 7.4%
- Oral Health Care - 8.6%
- Other Professional Services/Legal Services - 3.7%
- Transportation - 7.1%

# Pennsylvania Funding Percentages 2024



- Case Management - 38.3%
- Ambulatory Care - 23.4%
- Transportation - 13.5%
- Substance Abuse Treatment (Outpatient) - 5.9%
- Oral Health Care - 5.3%
- Emergency Financial Assistance/AIDS Pharma. Assist. - 3.5%
- Mental Health Therapy/Counseling - 2.5%
- Food Bank/Home-Delivered Meals - 2.3%
- Nutritional Services - 2.1%
- Housing Assistance - 1.8%
- Emergency Financial Assistance - 0.8%
- Other Professional Services/Legal Services - 0.6%

# Philadelphia Funding Percentages 2024



- Ambulatory Care - 38.7%
- Case Management - 32.42%
- Housing Assistance - 4.3%
- Substance Abuse Treatment (Outpatient) - 4.3%
- Emergency Financial Assistance/Housing - 4.1%
- Drug Reimbursement Program - 3.9%
- Oral Health Care - 3.3%
- Mental Health Therapy/Counseling - 2.6%
- Other Professional Services/Legal Services - 2.4%
- Emergency Financial Assistance/AIDS Pharma. Assist. - 1.8%
- Food Bank/Home-Delivered Meals - 1.7%
- Emergency Financial Assistance - 0.4%
- Transportation - 0.1%